

Sports hall luminaires - Micro-prismatic diffuser - direct narrow/wide distribution

Powder-coated steel sheet enclosure, rectangular cross-section, with sturdy steel end faces, rear of enclosure integrated locking nuts to externally attach accessories for ceiling mounting and chain suspension with additional attachment holes for fast ceiling installation. Housing colour traffic white RAL 9016; Light distribution direct, narrow/wide-beam; optimised glare reduction thanks to innovative, nano-prism light deflecting foil in multilayer technology; Luminaire cover by means of PC pane, clear, 2mm; Integrated driver. Electrical connection and connection of control cable using 5-pole connection terminal with plug-in contacts. Spacer attachment clamp with integrated cable entry are included in the scope of delivery. Protective and mounting accessories for free horizontal or tilted and rotated mounting and for electrical connection to the SDT rail, SDGU BAM/THLA universal mounting device carrier, must be ordered separately. Thanks to the use of the mounting frame and ballea-ERS mounting frame for refurbishments, ball impact resistance is still ensured according to DIN 57710 Part 13 (VDE 0710 Part 13): 1981-05.

CHARACTERISTICS

Order number	67438046690
EAN number	4020863454709
Commodity code	94051190
Certification mark	IP 40, Protection class I, ENEC10 VDE, F, HACCP DIN10500/Food/IFS-application-related suitability/BRC, Protection against tennis ball impact, Protection against shuttlecocks, Protection against squash ball impact, Protection against ball impact, Indoor, CE
Impact resistance (IK rating)	IK09 (-20°C bis 35°C)
Ambient temperatur	ta -20°C to 35°C
Special properties	Ready for IoT
Warranty period	5 years
State funding programs	BEG - Federal funding for efficient buildings (valid only for Germany)

ELECTRICAL ENGINEERING

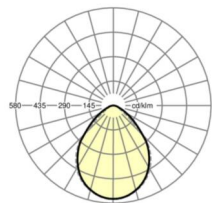
Controller	Electronic driver DALI2 (2 pcs.)
System output	210W
Mains voltage	230V/50Hz
Circuit breakers (inrush current)	5 pieces/B10, 8 pieces/B16, 8 pieces/C10, 14 pieces/C16
Energy efficiency class/light source	C

LIGHTING TECHNOLOGY

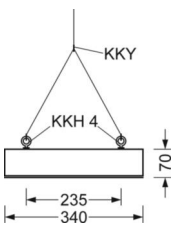
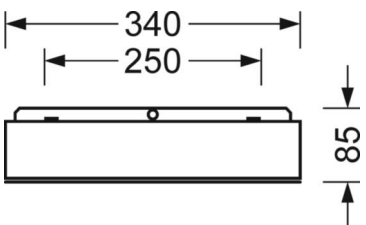
Placement	LED, Colour rendering/Light colour CRI ≥ 80 / 4000K
Colour tolerance (MacAdam)	3SDCM
Photobiological safety (Luminaire)	RG0
Nominal luminous flux	28858lm
LED service life	50000h L80/B10 (Tq 35°C), 100000h L70/B10 (Tq 25°C), 65000h L80/B10 (Tq 25°C)
Luminaire luminous efficiency	137lm/W
UGR lat./long.	22.1 / 22.3

DEEP-LINK

<https://www.regiolux.de/en/article/67438046690>



Reference	LED 28900lm 840
ηLB	100 %
Φ ↓/↑	100 % / 0 %
UGR lat./long.	22.1 / 22.3



MECHANICS

Housing colour	traffic white RAL 9016
Dimensions (LxWxH/DxH)	1563mm x 340mm x 70mm
Ceiling cut-out (LxW/D)	1573mm x 350mm (when using accessory mounting frame)
Installation depth	120mm [AD]
Weight (net)	9.3kg
Cable entry KE (X/Y)	0mm/151mm
Type of installation	Ceiling-mounted single installation, Ceiling installation individual mounting, Pendant individual mounting, Pendant light strip mounting, Mounting rail installation
Rotating mounting bracket	30° max. longitudinal axis + transverse axis / mounting with accessories bracket, chain or support rail

Dimensions

L	1563 mm	Length
B	340 mm	Width
H	70 mm	Height
A1	1492 mm	Mounting distance single mounting
DA(L)	1573 mm	Cutting dimension length
DA(B)	350 mm	Cutting dimension width
Et(AD)	120 mm	Ceiling distance minimum (cut-out ceiling)
HA	85	Height cover
X	0 mm	Distance cable infeed to the center of the luminaire on the X-axis
Y	151 mm	Distance cable infeed to the center of the luminaire on the Y-axis

